

# KABRA STEEL PRODUCTS LIMITED

CIN NO : L27109WB1983PLC036585

Regd. Office : 2, Brabourne Road, 4<sup>th</sup> Floor, Kolkata- 700 001

Tele: 033-2225-4263 Fax : 033-22253461

e-mail : kspl@coalsale.co.in website : www.kspl.net.in

November 08, 2023

The Listing Department  
The Calcutta Stock Exchange Limited,  
7, Lyons Range.  
Kolkata – 700 001

Dear Sir,

**Sub : Unaudited Standalone Financial Results for the Quarter and Six Months  
ended 30<sup>th</sup> September, 2023**  
**Scrip Code - 21099**

Further to our letter dt. 19<sup>th</sup> October, 2023 , we enclose, in terms of Regulation 33 of the SEBI (Listing Obligations and Disclosure Requirements) Regulations, 2015, ('Listing Regulations') the following, as approved by the Board of Directors of the Company ('the Board') at the meeting held today, i.e. 08<sup>th</sup> November, 2023 :

- (1) Unaudited Standalone Financial Results of the Company, for the Quarter and Six Months ended 30<sup>th</sup> September, 2023;
- (2) Unaudited Standalone Cash Flow Statement, for the Six Months ended 30<sup>th</sup> September, 2023;
- (3) Unaudited Standalone Balance Sheet, as at 30<sup>th</sup> September, 2023; and
- (4) Limited Review Reports from the Statutory Auditors, Messrs Ranjit Jain & Co., on the aforesaid Standalone Financial Results.

The Board meeting commenced at 2:00 p.m. and concluded at 2:55 p.m.

Thanking you,

Yours faithfully  
For **KABRA STEEL PRODUCTS LIMITED**

**[SIMPY MALPANI ]**  
**Company Secretary & Compliance Officer**  
**M. No. : ACS 49931**

Encls : as above.

**KABRA STEEL PRODUCTS LIMITED**

(CIN : L27109WB1983PLC036585)

REGD.OFFICE: 2, BRABOURNE ROAD, 4TH FLOOR, KOLKATA-700001

Phone No. 2225-4058, Fax : 91-33-22253461


Email : kspl@coalsale.co.in Website : www.kspl.net.in

**STATEMENT OF STANDALONE UNAUDITED FINANCIAL RESULTS FOR THE QUARTER AND SIX MONTHS ENDED 30TH SEPTEMBER, 2023**

(Rs in Lacs)

Sl.No.	Particulars	Quarter Ended			Half Year Ended		Year Ended
		30.09.2023	30.06.2023	30.09.2022	30.09.2023	30.09.2022	31.03.2023
		(Unaudited)	(Unaudited)	(Unaudited)	(Unaudited)	(Unaudited)	(Audited)
1	<b>Income from operations</b>						
	(a) Revenue from operations	0.00	0.00	0.00	0.00	0.00	0.00
	(b) Other Income	4.82	1.43	0.98	6.25	2.28	5.56
	<b>Total income from operations (net)</b>	4.82	1.43	0.98	6.25	2.28	5.56
2	<b>Expenses :</b>						
	(a) Cost of Material consumed	0.00	0.00	0.00	0.00	0.00	0.00
	(b) Employee benefits expenses	1.08	1.08	0.72	2.16	1.26	3.42
	(c) Finance Cost	0.58	0.60	0.60	1.18	0.93	2.10
	(d) Depreciation and amortization expenses	0.03	0.02	0.03	0.05	0.05	0.10
	(e) Loss on sale of investments	0.00	0.00	-0.74	0.00	0.00	0.00
	(f) Other expenses	1.36	0.76	1.13	2.12	2.15	4.35
	<b>Total expenses</b>	3.05	2.46	1.74	5.51	4.39	9.97
3	<b>Profit / (Loss) before tax before exceptional items &amp; tax</b>	1.77	-1.03	-0.76	0.74	-2.11	-4.41
4	Exceptional items	0.00	0.00	0.00	0.00	0.00	0.00
5	<b>Profit / (Loss) before tax before exceptional items &amp; tax</b>	1.77	-1.03	-0.76	0.74	-2.11	-4.41
6	Tax expense:						
	(a) Current Tax	0.28	0.00	0.00	0.28	0.00	0.00
	(b) Deferred Tax	0.00	0.00	0.00	0.00	0.00	-0.16
	<b>Total Tax Expense</b>	0.28	0.00	0.00	0.28	0.00	-0.16
7	<b>Profit / ( Loss) for the period ( 5 - 6 )</b>	1.49	-1.03	-0.76	0.46	-2.11	-4.25
8	Other comprehensive income / ( Loss) net of Tax	5.05	6.60	0	11.65	0	2.32
9	<b>Total Comprehensive Income after Tax ( 7 + 8 )</b>	6.54	5.57	-0.76	12.11	-2.11	-1.93
10	Paid-up equity share capital (Face Value Rs. 10/- each)	24.00	24.00	24.00	24.00	24.00	24.00
11	Other Equity ( excluding revaluation reserve )	0.00	0.00	0.00	0.00	0.00	41.75
12	<b>Earnings per share</b>						
	(of Rs. 10/- each) (not annualised):						
	(a) Basic	0.62	-0.43	-0.32	0.19	-0.88	-1.77
	(b) Diluted	0.62	-0.43	-0.32	0.19	-0.88	-1.77

For KABRA STEEL PRODUCTS LTD.

  
Director

# KABRA STEEL PRODUCTS LIMITED

(CIN : L27109WB1983PLC036585)

REGD.OFFICE: 2, BRABOURNE ROAD, 4TH FLOOR, KOLKATA-700001


Phone No. 2225-4058, Fax : 91-33-22253461

Email : kspl@coalsale.co.in Website : www.kspl.net.in

## STATEMENT OF ASSETS & LIABILITIES AS ON 30-09-2023

Sl. No	(Rs. In lacs) Particulars	Half Year	Financial	Note :
		Ended 30.09.2023 Unaudited	Year Ended 31.03.2023 Audited	
	<b>ASSETS</b>			
1	<b>Non-current assets</b>			
	Property, plant and equipment	23.00	23.81	1) The above results have been reviewed by the Audit Committee and approved by the Board of Directors at their meeting held on 08.11.2023. The Statutory Auditor have carried out a Limited Review of the above Financial Results. 2) Since the company has no revenue from operations, Segment Report is not applicable. 3) The above financial results are on a Standalone Basis. 4) Neither there is any complaint pending at the beginning of the Quarter nor any complaint received during the Quarter. 5) Figures for the previous have been regrouped / reclassified to confirm to the classification of the current period. 6) The statement is as per Regulation 33 of the SEBI (Listing Obligations and Disclosure Requirements) Regulations, 2015.
	Capital work-in-progress	0.00	0.00	
	Investment property	0.00	0.00	
	Goodwill	0.00	0.00	
	Other intangible assets	0.00	0.00	
	Intangible assets under development	0.00	0.00	
	Biological assets other than bearer plants	0.00	0.00	
	Investments accounted for using equity method	0.00	0.00	
	<b>Non-current financial assets</b>			
	Non-current investments	60.05	48.60	
	Trade receivables, non-current	0.00	0.00	
	Loans, non-current (Security Deposit)	0.00	0.00	
	Other non-current financial assets	43.93	43.99	
	<b>Total non-current financial assets</b>	<b>103.98</b>	<b>92.59</b>	
	Deferred tax assets (net)	0.00	0.00	
	Other non-current assets	0.00	0.00	
	<b>Total non-current assets</b>	<b>126.98</b>	<b>116.40</b>	
2	<b>Current assets</b>			
	Inventories			
	<b>Current financial assets</b>			
	Current investments	0.00	0.00	
	Inventories	0.00	0.00	
	Trade receivables, current	0.00	0.00	
	Cash and cash equivalents	2.94	2.08	
	Bank balance other than cash and cash equivalents	0.61	0.48	
	Loans, current			
	Other current financial assets	0.50	0.50	
	<b>Total current financial assets</b>	<b>4.05</b>	<b>3.06</b>	
	Current tax assets (net)	0.00	0.00	
	Other current assets	9.39	9.21	
	<b>Total current assets</b>	<b>13.44</b>	<b>12.27</b>	
3	Non-current assets classified as held for sale	0.00	0.00	
4	Regulatory deferral account debit balances and related deferred tax Assets	0.00	0.00	
	<b>Total assets</b>	<b>140.42</b>	<b>128.67</b>	
	<b>Equity and Liabilities</b>			
1	<b>Equity</b>			
	<b>Equity attributable to owners of parent</b>			
	Equity share capital	24.00	24.00	
	Other equity	75.43	63.80	
	<b>Total equity attributable to owners of parent</b>	<b>99.43</b>	<b>87.80</b>	
	Non-controlling interest	0.00	0.00	
	<b>Total equity</b>	<b>99.43</b>	<b>87.80</b>	
2	<b>Liabilities</b>			
	<b>Non-current liabilities</b>			
	<b>Non-current financial liabilities</b>			
	Borrowings, non-current	0.00	0.00	
	Trade payables, non-current	0.00	0.00	
	Other non-current financial liabilities	0.00	0.00	
	<b>Total non-current financial liabilities</b>	<b>0.00</b>	<b>0.00</b>	
	Provisions, non-current	0.00	0.00	
	Deferred tax liabilities (net)	2.65	0.60	
	Deferred government grants, Non-current	0.00	0.00	
	Other non-current liabilities	0.00	0.00	
	<b>Total non-current liabilities</b>	<b>2.65</b>	<b>0.60</b>	
	<b>Current liabilities</b>			
	<b>Current financial liabilities</b>			
	Borrowings, current	37.25	39.66	
	Trade payables, current	0.00	0.00	
	Other current financial liabilities	0.92	0.58	
	<b>Total current financial liabilities</b>	<b>38.17</b>	<b>40.24</b>	
	Other current liabilities	0.17	0.03	
	Provisions, current	0.00	0.00	
	Current tax liabilities ( Net )	0.00	0.00	
	Deferred governments grants, current	0.00	0.00	
		<b>0.17</b>	<b>0.03</b>	
3	Liabilities directly associated with assets in disposal group classified as held for sale	0.00	0.00	
4	Regulatory deferral account credit balances and related deferred tax liability	0.00	0.00	
	<b>Total current liabilities</b>	<b>40.99</b>	<b>40.87</b>	
	<b>Total equity and liabilities</b>	<b>140.42</b>	<b>128.67</b>	

For KABRA STEEL PRODUCTS LTD.




Director

Place : Kolkata For Kabra Steel Products Limited  
 Date : 08.11.2023 Chandra Prakassh Kabra  
 Director  
 (DIN : 00338838)

**Cash Flow Statement prepared pursuant to the Listing Agreement with the Stock Exchange for the quarter and six months ended 30th September 2023**

Particulars	(Amount in Lacs)	
	Half Year Ended	Half Year Ended
	30th September 2023 (Unaudited)	30th September 2022 (Unaudited)
<b>A. CASH FLOW FROM OPERATING ACTIVITIES:</b>		
Net Profit as per Profit & Loss A/C	0.74	(2.11)
Adjustments for:		
i) Dividend Received	(1.23)	(0.77)
ii) Interest received	(1.37)	(1.26)
iii) Interest paid	1.18	0.94
iv) Profit/Loss on sale of share	(3.90)	(0.11)
v) Depreciation	0.05	0.05
<b>Operating Profit before change in working capital</b>	<b>(4.53)</b>	<b>(3.26)</b>
Decrease / (Increase) Other Financial Current Assets	0	(0.13)
Decrease / (Increase) Other Current Assets	-0.18	(2.05)
Decrease / (Increase) Other Financial Current Liabilities	0.34	26.91
Increase / (Decrease) Other Current Liabilities	0.14	(0.02)
Increase / (Decrease) Other Non-Current Liabilities	-	1.60
Increase / (Decrease) Provisions	-	0.70
Increase / (Decrease) Trade Payables		
<b>Profit Before Tax / Cash Generated from Operation</b>	<b>(4.23)</b>	<b>23.75</b>
Less: Tax Paid		
<b>Income Generated from Operating Activities:</b>	<b>(4.23)</b>	<b>23.75</b>
<b>B. CASH FLOW FROM INVESTING ACTIVITIES:</b>		
Profit/Loss on sale of Shares	-	0.11
Sale of Property, Plant & Equipment	-	-
Purchase of Investments	(11.41)	(58.06)
Sale of Investments	15.58	36.10
Dividend Received	1.23	(0.77)
Interest Received	1.37	1.26
(Increase)/Decrease in Non-Currrent Financial Assets	0.06	0.13
Purchase of Property, Plant & Equipment	-	-
<b>Income Generated from Investing Activities:</b>	<b>6.83</b>	<b>(21.23)</b>
<b>C. CASH FLOW FROM FINANCING ACTIVITIES</b>		
Borrowings	(2.41)	-
Interest Paid	(1.18)	(0.94)
<b>Income Generated from Financing Activities:</b>	<b>(3.59)</b>	<b>(0.94)</b>
<b>Net Increase in Cash &amp; Cash equivalents(A+B+C)</b>	<b>(0.99)</b>	<b>1.58</b>
Cash and Cash equivalents(Opening)	2.56	3.67
Cash and Cash equivalents(Closing)	3.55	2.09
<b>Net Increase in Cash &amp; Cash Equivalents</b>	<b>(0.99)</b>	<b>1.58</b>

For KABRA STEEL PRODUCTS LTD.



Director

**KABRA STEEL PRODUCTS LIMITED**

Registered Office : 2, Brabourne Road, 4th floor, Kolkata 700 001.

Phone No. 2225-4058, Fax No. 22253461, Email: [kspl@coalsale.co.in](mailto:kspl@coalsale.co.in) Web site: [www.kspl.net.in](http://www.kspl.net.in)

Corporate Identity Number (CIN) L27109WB1983PLC036585

**EXTRACT OF STANDALONE UNAUDITED FINANCIAL RESULTS FOR THE QUARTER AND SIX MONTHS ENDED 30TH SEPTEMBER, 2023**


S.No	Particulars	Rs. in Lacs					
		Quarter Ended			Half Yearly		
		30.09.2023 (Unaudited)	30.06.2023 (Unaudited)	30.09.2022 (Unaudited)	30.09.2023 (Unaudited)	30.09.2022 (Unaudited)	Year Ended 31.03.2023 (Audited)
1	Total Income from operations	4.82	1.43	0.98	6.25	2.28	5.56
2	Net Profit / (Loss) for the period (before Tax, Exceptional and/or Extraordinary items)	1.77	-1.03	-0.76	0.74	-2.11	-4.41
3	Net Profit / (Loss) for the period before Tax (after Exceptional and/or Extraordinary items)	1.77	-1.03	-0.76	0.74	-2.11	-4.41
4	Net Profit / (Loss) for the period after Tax (after Exceptional and/or Extraordinary items)	1.49	-1.03	-0.76	0.46	-2.11	-4.25
5	Total Comprehensive Income for the period (Comprising Profit/(Loss) for the period after Tax and Other Comprehensive Income after tax)	6.54	5.57	-	12.11	-	1.93
6	Equity Share Capital (Face Value of ` 10/- each)	24.00	24.00	24.00	24.00	24.00	24.00
7	Reserves (excluding Revaluation Reserve as shown in the audited Balance Sheet of previous year)	-	-	-	-	-	41.75
8	Earnings Per Share (Face value of ` 10/- each) (not annualised)	a) Basic 0.62	-0.43	-0.32	0.19	-0.88	-1.77
		b) Diluted 0.62	-0.43	-0.32	0.19	-0.88	-1.77

**Notes:**

- The above results have been reviewed by the Audit Committee and approved by the Board of Directors of the Company at their meeting held on 08th November, 2023. The Statutory Auditors of the Company have conducted the audit of the above Standalone Unaudited Financial results for the quarter and six months ended 30th September, 2023.
- The above is an extract of the detailed format of financial results for the quarter and six months ended 30th September, 2023 filed with Calcutta Stock Exchange under regulation 33 and other applicable provisions of the SEBI (Listing Obligations and Disclosure Requirements) Regulations, 2015. The full format of the financial results are available on the stock exchange website ([www.cse-india.com](http://www.cse-india.com)) and on the Company's website ([www.kspl.net.in](http://www.kspl.net.in)).
- Figures of the previous periods have been regrouped/rearranged wherever necessary.

Place : Kolkata  
Date : 08th November, 2023By order of the Board  
Chandra Prakash Kabra  
Director  
DIN-00338838

For KABRA STEEL PRODUCTS LTD.

  
Director



**Independent Auditor's Limited Review Report on the Quarterly Unaudited and year to date Financial Results of the Company Pursuant to the Regulation 33 of the SEBI (Listing Obligations and Disclosure Requirements) Regulations, 2015, as amended.**

**TO THE BOARD OF DIRECTORS OF KABRA STEEL PRODUCTS LIMITED**

We have reviewed the accompanying statement of unaudited financial results of Kabra Steel Products Limited ("the Company") for the quarter and half year ended on 30<sup>th</sup> Sept. 2023 (the 'Statement') being submitted by the Company pursuant to the requirement of Regulation 33 of the SEBI (Listing Obligations and Disclosure Requirements) Regulations, 2015 as amended.

The Statement, which is the responsibility of the Company's management and approved by the Company's Board of Directors, has been prepared in accordance with the recognition and measurement principles laid down in Indian Accounting Standard 34 (Ind AS 34), "Interim Financial Reporting" as prescribed under section 133 of the Companies Act, 2013 read with relevant rules issued there under and other accounting principles generally accepted in India, Our Responsibility is to express a conclusion on the statement based on our review.

We conducted our review of the Statement in accordance with the Standard on Review Engagements (SRE) 2410, "Review of Interim Financial Information Performed by the Independent Auditor of the Entity," issued by the Institute of Chartered Accountants of India. These standards require that we plan and perform the review to obtain moderate assurance as to whether the Statement is free of material misstatement. A review of interim financial information consists of making inquiries, primarily of persons responsible for financial and accounting matters and applying analytical and other review procedures. A review is substantially less in scope than an audit conducted in accordance with Standards on Auditing and consequently does not enable us to obtain assurance that we would become aware of all significant matters that might be identified in an audit. We have not performed an audit and accordingly, we do not express an audit opinion.

Based on our review conducted an procedures performed as stated in paragraph 3 above, nothing has come to our attention that causes us to believe that the accompanying Statement of unaudited financial results, prepared in accordance with the recognition and measurement principles laid down in the applicable Indian Accounting Standards("Ind AS") specified under section 133 of the Companies Act 2013, as amended, read with relevant rules issued there under and other accounting principles generally accepted in India, has not disclosed the information required to be disclosed in terms of listing regulations, including the manner in which it is to be disclosed, or that it contains any material misstatement.

**For Ranjit Jain & Co.**  
Chartered Accountants  
Firm Registration No. - 322505E



  
**CA Ashok Kumar Agarwal**  
(Partner)  
(Mem. No.: - 056622)

Place: Kolkata  
Date: 08.11.2023  
UDIN: 23056622BHBCMC3235